

# Synthesis Characterization and Anti-inflammation Activity of 1,3,4-Oxadiazole Derivatives

## Abstract

The paper presents the synthesis of 1,3,4-oxadiazole derivatives through the reaction between N'-(1-phenylethylidene) isonicotinohydrazide derivatives and oxoacetyl chloride. The newly formed compounds have been characterized with the help of elemental analysis, condensation measurements, magnetic measurements and their structure configuration have been determined by various spectroscopic (IR,  $^1\text{H}$  NMR,  $^{13}\text{C}$  NMR, GCMS) techniques. These compounds were tested for their anti-inflammation potential.

**Keywords:** 1, 3, 4-Oxadiazole, Methyl 2-Hydroxybenzoate Derivatives, Hydrazine, Indoline-2-Carboxylic Acid, Biological Activity.

## Introduction

Pharmaceutical Chemistry is a discipline at the intersection of chemistry. It involves the synthesis, development and characterization of new chemical suitable for therapeutic use. It is a part of pharmacology, this latter taken in its etymological sense 'pharmakon' + 'logs': study of drugs [1-5]. The activity of a given drug depends on a sequence of physio-chemical events that begin when the active molecule penetrates into the living organism and which culminates when the active molecule reaches its target and elicits the appropriate biological response. Classically it is admitted that three characteristic phases govern the biological activity of a drug in a living organism. A heterocyclic compound is a cyclic compound that has atoms of at least two different elements as members of its ring system (N and S) [5-7].

## Review of Literature

Heterocyclic chemistry is the branch of chemistry dealing with the synthesis, properties, characterization and applications of ring compound containing at least one hetero atom in the ring system. The compound that contain, neither carbon nor hydrogen are often referred in organic chemistry as heteroatom. This is usually in comparison to the all-carbon Skelton, and does not prevent a compound such as borazine (which has no carbon atoms) from being labelled "heterocyclic"[8,9]. IUPAC recommends the Hantzsch-Widman nomenclature for naming heterocyclic compounds. 1,3,4-Oxadiazole containing an oxygen atom and two nitrogen atoms in a five membered ring. It is derived from furan by substitution of two methylene groups [10-12]. (=CH) with two pyridine type nitrogens (-N=). There are three known isomers: 1,2,4-oxadiazole (2), 1,2,3-oxadiazole (3) and 1,2,5-oxadiazole [13]. However, 1,3,4-oxadiazole and 1,2,4-oxadiazole are better known heterocyclic compounds and widely used in current research because of their chemical and biological applications. Among heterocyclic compounds have many important construction motifs for the development of new biologically active compounds. 1,3,4-oxadiazole cores have a broad biological activity spectrum including antibacterial, antifungal, analgesic, anti-inflammatory, antiviral, anticancer, antihypertensive, anticonvulsant, and anti-diabetic properties [14,15]. They have also attracted interest in medicinal chemistry as surrogates (bioisosteres) for carboxylic acids, esters and carboxamides. The ability of 1,3,4-oxadiazole heterocyclic compounds is to undergo various chemical reactions has made them important role for new molecule planning because of their privileged structure. The synthesis of novel 1,3,4-oxadiazole derivatives, and investigation of their chemical properties and biological behavior has accelerated in the last two decades [16-19]. In recent years the number of scientific studies with these compounds has increased considerably. Considering the period from 2002 to 2015, the Scifinder Scholar database

## Himanshu Sharma

Associate Professor,  
Deptt. of Chemistry,  
Meerut Institute of Engineering  
and Technology,  
Meerut, Uttar Pradesh

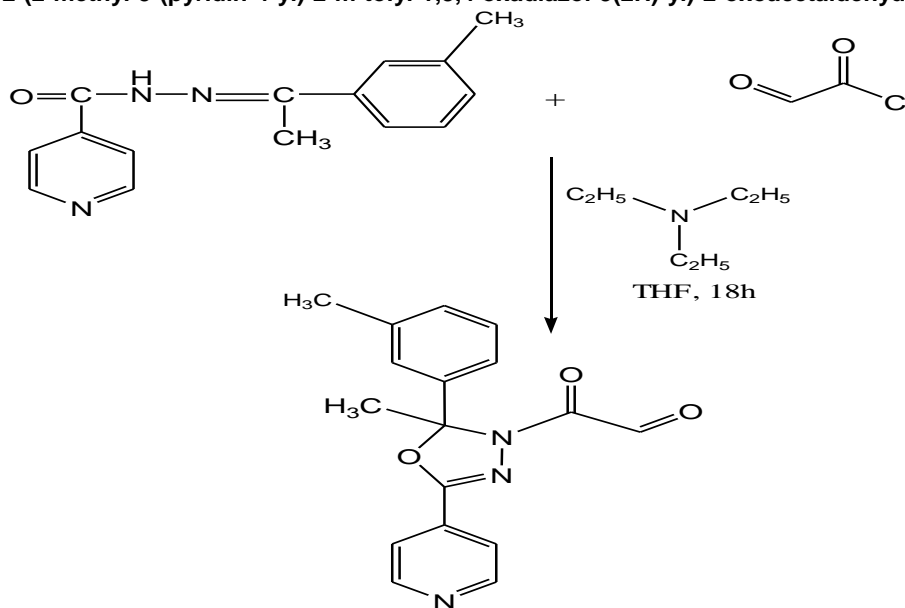
## Vivek Kumar Joshi

Research Scholar,  
Deptt. of Chemistry,  
Mewar University,  
Chhittogarh, Rajasthan

records 2,577 references to 1,3,4-oxadiazole, demonstrating its relevance for heterocyclic chemistry. Taking into account the importance of these compounds of both heterocyclic and medicinal chemistry, we have decided to present the main synthesis approaches used for obtaining the heterocyclic nucleus, as well as the broad spectrum of pharmacological activities reported in the literature over the past years [20-22]. The pyrazole moiety into the 5-position of 1,3,4-oxadiazole, a series of novel 2-(thioether/sulfone)-5-pyrazolyl-1,3,4-oxadiazole

### Experimental

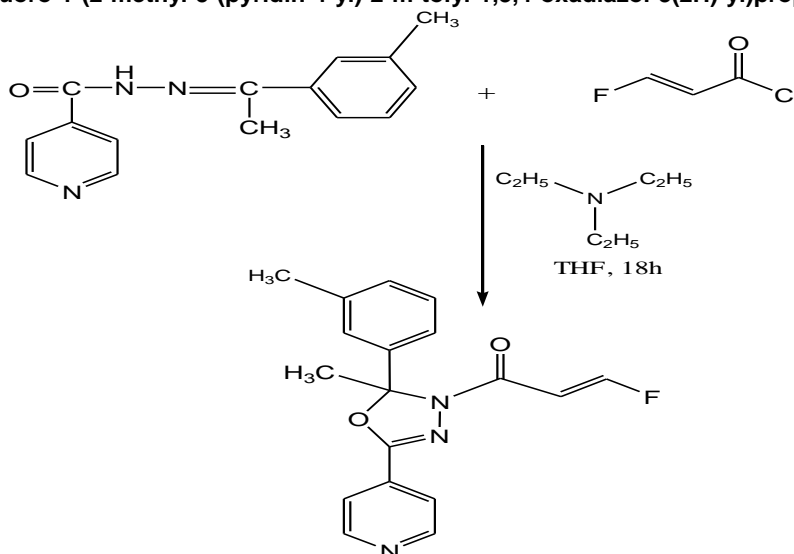
#### 2-(2-methyl-5-(pyridin-4-yl)-2-m-tolyl-1,3,4-oxadiazol-3(2H)-yl)-2-oxoacetaldehyde



N'-(1-m-tolylolethylidene)isonicotinohydrazide (0.152 g, 0.642 mmol) in THF react with 2-oxoacetyl chloride in the presence of  $(C_2H_5)_3N$  after refluxing the reaction mixture for 18 hours it produce 2-(2-methyl-5-(pyridin-4-yl)-2-m-tolyl-1,3,4-oxadiazol-3(2H)-yl)-2-oxoacetaldehyde (0.178 g, 0.608 mmol,

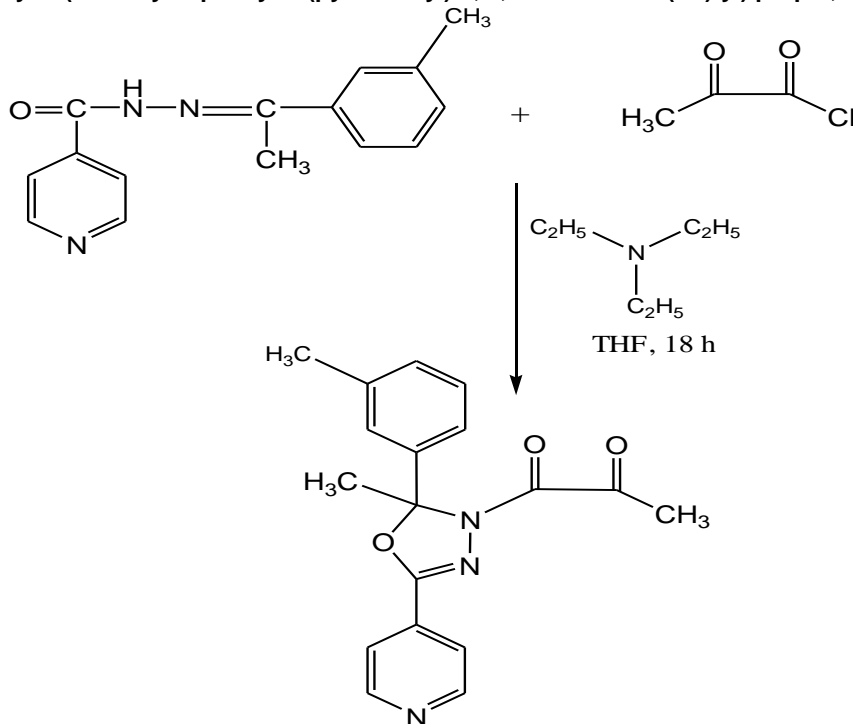
95%), colour as a yellow solid compound, the product was purified on column chromatography and recrystallized from ethanol and dried under vacuum in a desiccator over anhydrous  $CaCl_2$ , calcu. C 66.01, H 4.89, N 13.58 found C 65.2, H 5.18, N 13.72  $R_f = 0.58$ , Mp 110 °C.

#### (E)-3-fluoro-1-(2-methyl-5-(pyridin-4-yl)-2-m-tolyl-1,3,4-oxadiazol-3(2H)-yl)prop-2-en-1-one.



*N'*-(1-*m*-tolylethylidene)isonicotinohydrazide (0.115 g, 0.315 mmol) in THF react with (*E*)-3-fluoroacryloyl chloride in the presence of  $(C_2H_5)_3N$  after refluxing the reaction mixture for 18 hours it produce (*E*)-3-fluoro-1-(2-methyl-5-(pyridin-4-yl)-2-m-tolyl-1,3,4-oxadiazol-3(2*H*)-yl)prop-2-en-1-one (0.0981

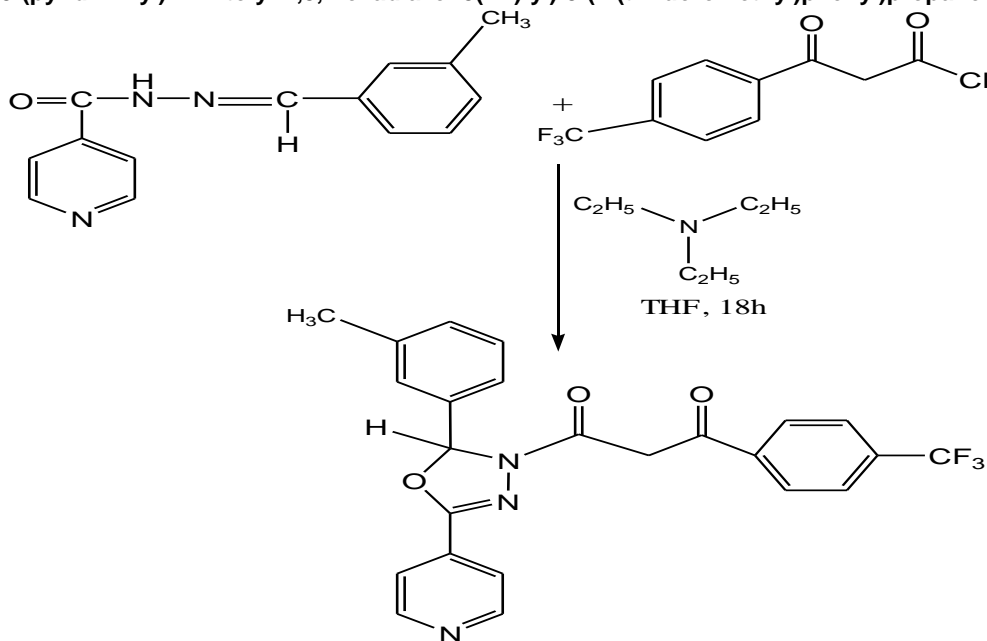
**2-Methyl-1-(2-methyl-2-phenyl-5-(pyridin-4-yl)-1,3,4-oxadiazol-3(2*H*)-yl) prop-1, 2-dione**



g, 0.324 mmol, 82%) it is a yellow crystalline solid compound, the product was purified on column chromatography and recrystallized from ethanol and dried under vacuum in a desiccator over anhydrous  $CaCl_2$ , calcu. C 66.45, H 4.96, N 12.92; found C 66.65, H 4.94, N 12.83  $R_f = 0.49$  Mp 112 °C.

*N'*-(1-*m*-tolylethylidene)isonicotinohydrazide (0.212 g, 0.613 mmol) in THF react with 2-oxopropanoyl chloride in the presence of  $(C_2H_5)_3N$  after refluxing the mixture for 18 hours it produce 1-(2-methyl-5-(pyridin-4-yl)-2-*m*-tolyl-1,3,4-oxadiazol-

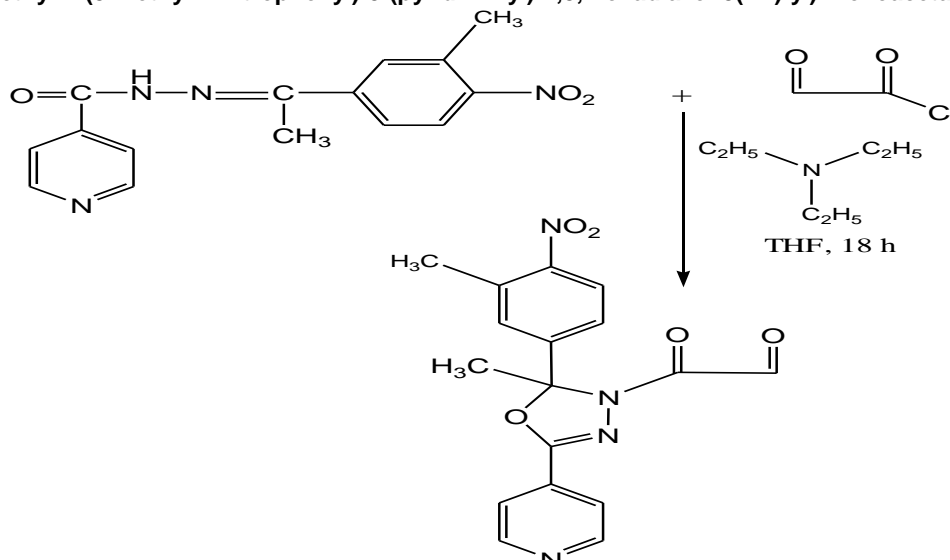
**1-(5-(pyridin-4-yl)-2-*m*-tolyl-1,3,4-oxadiazol-3(2*H*)-yl)-3-(4-(trifluoromethyl)phenyl)propane-1,3-dione**



3(2*H*)-yl)propane-1,2-dione (0.189 g, 0.675 mmol, 88%) it is a colorless oil compound, calcu. C 66.86, H 5.30, N 13.00; found C 66.66, H 5.33, N 13.11  $R_f = 0.33$ .

N'-(1-m-tolylmethylidene) isonicotinohydrazide (0.389 g, 0.108 mmol) in THF react with 3-oxo-3-(4-(trifluoromethyl) phenyl) propanoyl chloride in the presence of  $(C_2H_5)_3N$  after refluxing the reaction mixture for 18 hours it produce 1-(5-(pyridin-4-yl)-2-m-tolyl-1,3,4-oxadiazol-3(2H)-yl)-3-(4-

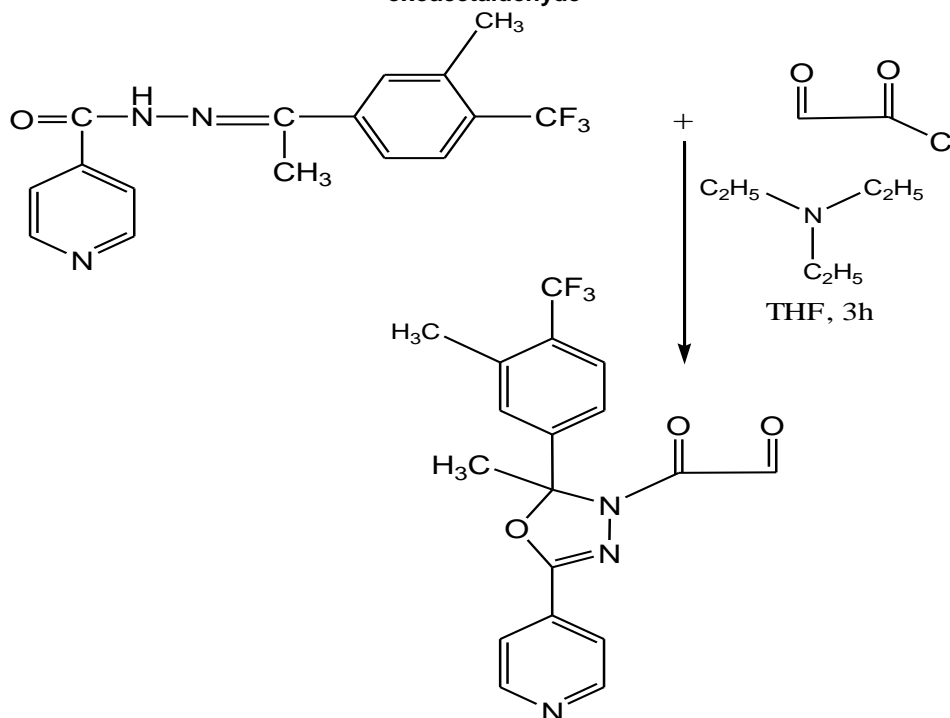
**2-(2-methyl-2-(3-methyl-4-nitrophenyl)-5-(pyridin-4-yl)-1,3,4-oxadiazol-3(2H)-yl)-2-oxoacetaldehyde**



0.958 mmol, 59%) it is a yellow crystalline solid compound, the product was purified on column chromatography and recrystallized from ethanol and dried under vacuum in a desiccator over anhydrous  $CaCl_2$ , calcu. C 63.57, H 4.00, N 9.27; found C 63.85, H 4.02, N 9.32 Rf = 0.52 Mp 179 °C.

N'-(1-(3-methyl-4-nitrophenyl)ethylidene) isonicotinohydrazide (0.121g, 0.415 mmol) in THF react with 2-oxoacetyl chloride in the presence of  $(C_2H_5)_3N$  after refluxing the reaction mixture for 18 hours it produce 2-(2-methyl-2-(3-methyl-4-

**2-(2-methyl-2-(3-methyl-4-(trifluoromethyl) phenyl)-5-(pyridin-4-yl)-1,3,4-oxadiazol-3(2H)-yl)-2-oxoacetaldehyde**



nitrophenyl)-5-(pyridin-4-yl)-1,3,4-oxadiazol-3(2H)-yl)-2-oxoacetaldehyde (0.132g, 0.105 mmol, 32%) it is a yellow oil, calcu. C 57.63, H 3.98, N 15.81; found C 57.65, H 3.89, N 15.88. Rf = 0.42.

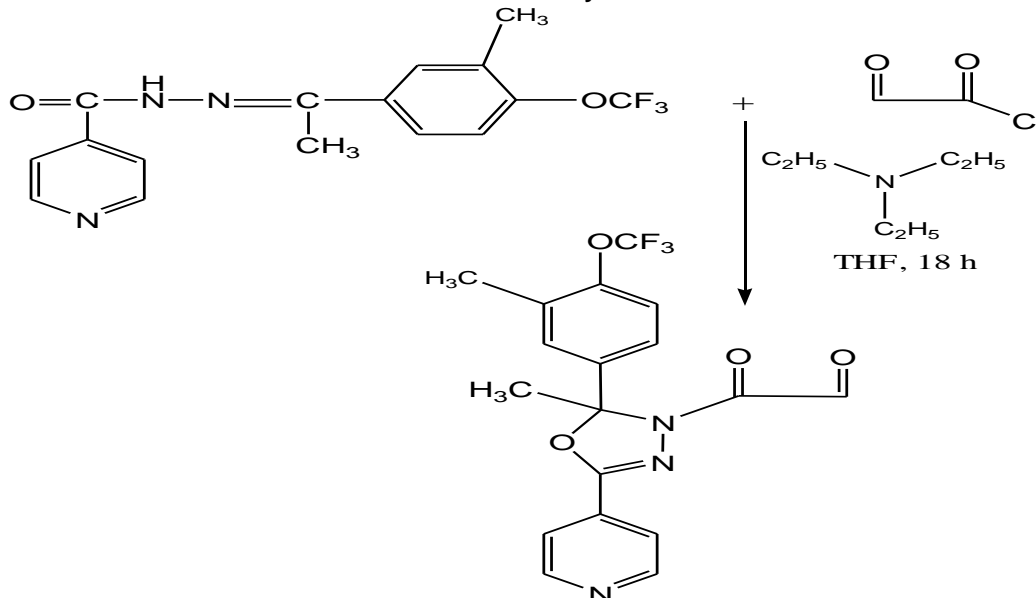
N'-(1-(3-methyl-4-(trifluoromethyl) phenyl) ethylidene) isonicotinohydrazide (0.416 g, 0.998

mmol,) in THF react with 2-oxoacetyl chloride in the presence of  $(C_2H_5)_3N$  after refluxing the reaction

mixture for 18 hours it produce 2-(2-methyl-2-(3-methyl-4-(trifluoromethyl)phenyl)-5-(pyridin-4-yl)-1,3,4-oxadiazol-3(2H)-yl)-2-oxoacetaldehyde (0.102 g,

0.0312 mmol, 24%) it is a yellow oil, calcu. C 57.30, H 3.74, N 15.11; found C 57.35, H 3.82, N 15.14. Rf = 0.61.

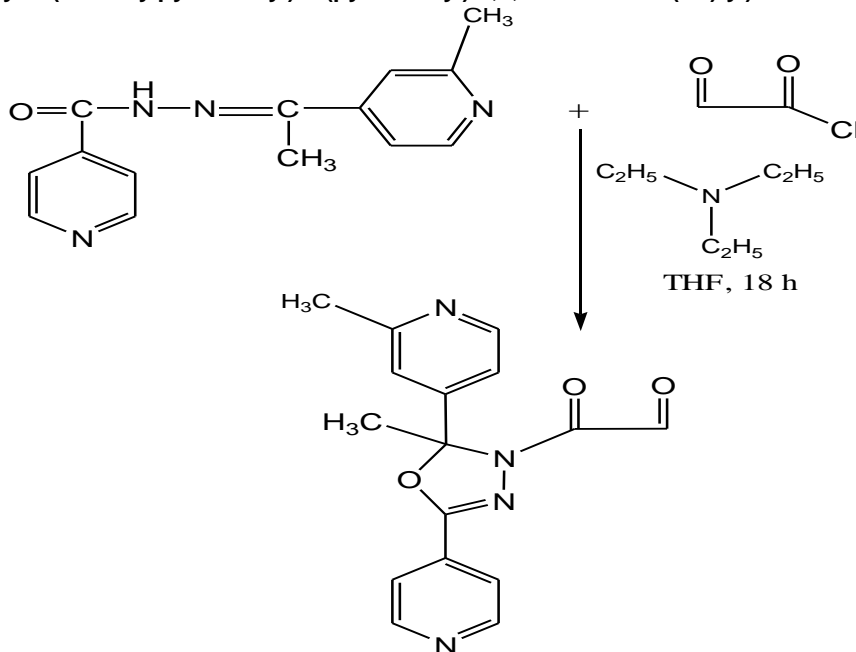
**2-(2-methyl-2-(3-methyl-4-(trifluoromethoxy) phenyl)-5-(pyridin-4-yl)-1,3,4-oxadiazol-3(2H)-yl)-2-oxoacetaldehyde**



N'-(1-(3-methyl-4-(trifluoromethoxy) phenyl) ethylidene)isonicotinohydrazide (0.114 g, 0.299 mmol,) in THF react with 2-oxoacetyl chloride in the presence of (C<sub>2</sub>H<sub>5</sub>)<sub>3</sub>N after refluxing the reaction mixture for 18 hours it produce 2-(2-methyl-2-(3-methyl-4-(trifluoromethoxy)phenyl)-5-(pyridin-4-yl)-1,3,4-oxadiazol-3(2H)-yl)-2-oxoacetaldehyde (0.107 g,

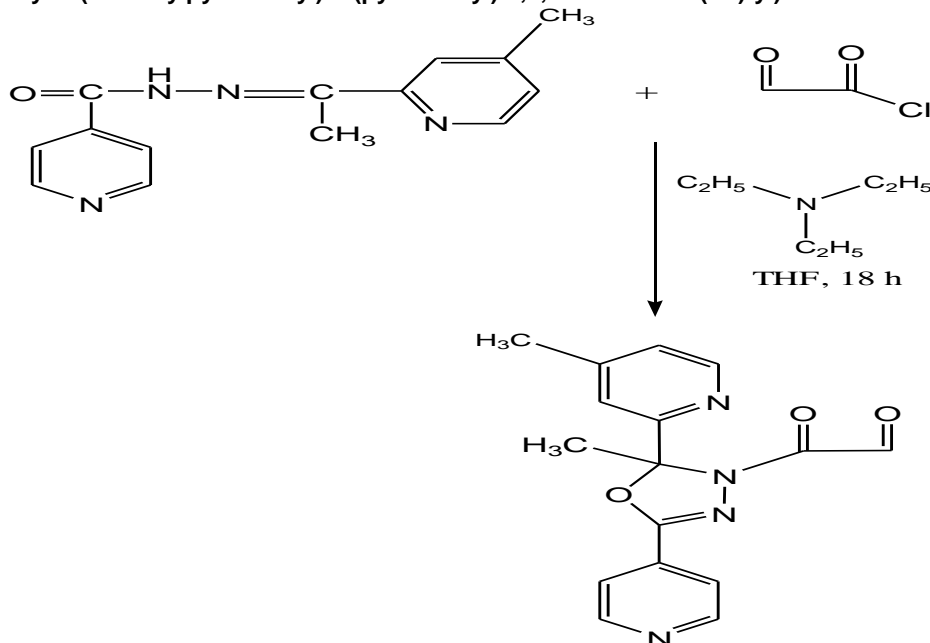
0.221 mmol, 61%) it is a yellow crystalline solid, the product was purified on column chromatography and recrystallized from ethanol and dried under vacuum in a desiccator over anhydrous CaCl<sub>2</sub>, calcu. C 54.97, H 3.59, N 10.68; found C 54.99, H 3.63, N 10.63 Rf = 61., Mp 89 °C.

**2-(2-methyl-2-(2-methylpyridin-4-yl)-5-(pyridin-4-yl)-1,3,4-oxadiazol-3(2H)-yl)-2-oxoacetaldehyde**



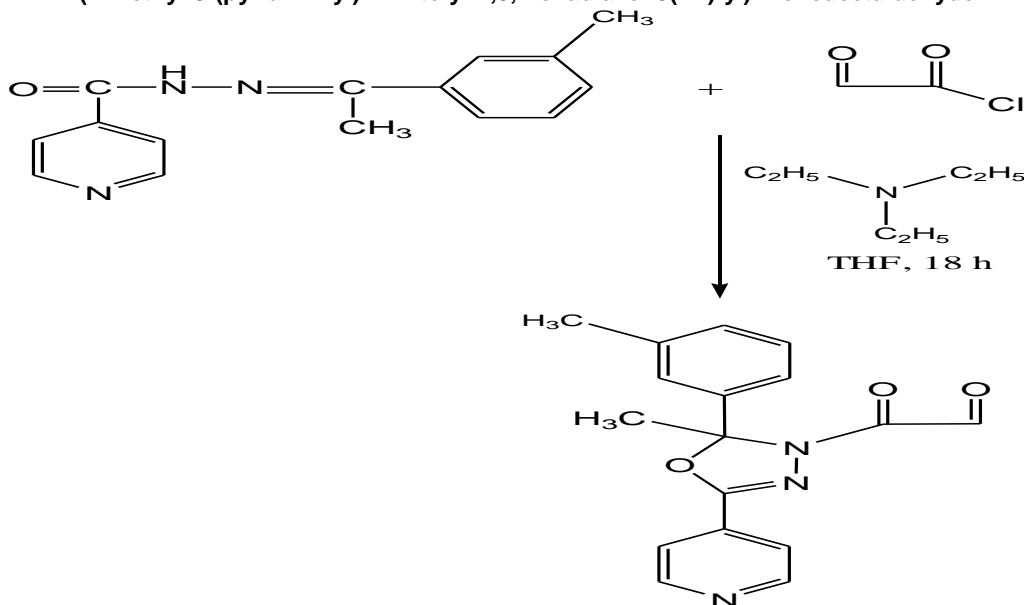
N'-(1-(2-methylpyridin-4-yl) ethylidene) isonicotinohydrazide (0.216 g, 0.917 mmol) in THF react with 2-oxoacetyl chloride in the presence of (C<sub>2</sub>H<sub>5</sub>)<sub>3</sub>N after refluxing the reaction mixture for 18 hours it produce 2-(2-methyl-2-(2-methylpyridin-4-yl)-

5-(pyridin-4-yl)-1,3,4-oxadiazol-3(2H)-yl)-2-oxoacetaldehyde (0.0834 g, 0.301 mmol, 27%) it is a white crystalline solid, the product was purified on column chromatography and recrystallized from ethanol and dried under vacuum in a desiccator over

anhydrous  $\text{CaCl}_2$  calcu. C 61.93, H 4.55, N 18.06;found C 61.88, H 4.60, N 19.08  $R_f = 0.39$ ; Mp  $131^\circ\text{C}$ .**2-(2-methyl-2-(4-methylpyridin-2-yl)-5-(pyridin-4-yl)-1,3,4-oxadiazol-3(2H)-yl)-2-oxoacetaldehyde**

$N$ -(1-(4-methylpyridin-2-yl)ethylidene)isonicotinohydrazide (0.218 g, 0.913 mmol) in THF react with 2-oxoacetyl chloride in the presence of  $(\text{C}_2\text{H}_5)_3\text{N}$  after refluxing the reaction mixture for 18 hours it produce 2-(2-methyl-2-(4-methylpyridin-2-yl)-

5-(pyridin-4-yl)-1,3,4-oxadiazol-3(2H)-yl)-2-oxoacetaldehyde (0.173 g, 0.515 mmol, 61%) it is a colorless oil, calcd. C 61.93, H 4.55, N 18.06; found C 61.91, H 4.52, N 18.08  $R_f = 0.46$ .

**2-(2-methyl-5-(pyridin-4-yl)-2-m-tolyl-1,3,4-oxadiazol-3(2H)-yl)-2-oxoacetaldehyde**

$N$ -(1-(m-tolylethylidene)isonicotinohydrazide (0.218 g, 0.918 mmol) in THF react with 2-oxoacetyl chloride in presence of  $(\text{C}_2\text{H}_5)_3\text{N}$  after refluxing the reaction mixture for 18 hours it produce 2-(2-methyl-5-(pyridin-4-yl)-2-m-tolyl-1,3,4-oxadiazol-3(2H)-yl)-2-oxoacetaldehyde (0.158g, 0.524 mmol, 61%) it is a brown crystalline solid, the product was purified on column chromatography and recrystallized from ethanol and dried under vacuum in a desiccator over

anhydrous  $\text{CaCl}_2$ , calcd. C 66.01, H 4.89, N 13.58; found C 66.05, H 4.60, N 13.60.  $R_f = 0.61$  Mp  $69^\circ\text{C}$ .

**Result and Discussion****2-(2-methyl-5-(pyridin-4-yl)-2-m-tolyl-1,3,4-oxadiazol-3(2H)-yl)-2-oxoacetaldehyde**

$^1\text{H-NMR}$  (300 MHz,  $\text{CDCl}_3$ ):  $\delta = 8.65$  ppm (2 H, CH, Ar), 7.72 ppm (d, 2 H, CH, Ar), 7.61-7.53 ppm (m, 2 H, CH, Ar), 7.41-7.41 ppm (m, 3 H, CH, Ar), 7.24 ppm (dd, 1 H, CH), 6.39 ppm (dd, 1 H, CH), 5.68 ppm (dd, 1 H, CH), 2.34 ppm (s, 6H,  $\text{CH}_3$ ) ppm.

<sup>13</sup>C-NMR (75 MHz, CDCl<sub>3</sub>): δ = 172.3, 161.1, 155.4, 141.5, 131.5, 121.3, 111.5, 105.4, 98.4, 88.6, 67.2, 48.7, 25.7 ppm.

IR (KBr): ν(H<sub>2</sub>O) 3338, ν(NH<sub>2</sub>) 3250, ν(C=O) 1712, ν(C=N) 1618, ν(N-N) 1122, ν(C-C) 761, ν(C=C, aromatic) 1544, ν(C-H, aromatic) 3042, ν(NH, hydrazide) 3155 cm<sup>-1</sup>.

FAB mas (EI-MS): m/z calcd for C<sub>18</sub>H<sub>18</sub>N<sub>3</sub>O<sub>2</sub>: 308.12 [M+H]<sup>+</sup>; found 308.18.

**(E)-3-fluoro-1-(2-methyl-5-(pyridin-4-yl)-2-m-tolyl-1,3,4-oxadiazol-3(2H)-yl)prop-2-en-1-one.**

<sup>1</sup>H-NMR (300 MHz, CDCl<sub>3</sub>): δ = 8.68 ppm (d, 2H, CH, Ar), 7.68 ppm (d, 2H, CH, Ar), 7.48 ppm (m, 2H, CH, Ar), 7.41 ppm (m, 3H, CH, Ar), 6.89 ppm (m, 1H, CH), 6.78 ppm (d, 1H, CH), 2.34 ppm (s, 6H, CH<sub>3</sub>) 2.03 ppm (t, 3H, CH<sub>3</sub>).

<sup>13</sup>C-NMR (75 MHz, CDCl<sub>3</sub>): δ = 165.8, 155.9, 148.7, 133.6, 128.8, 119.4, 110.4, 98.5, 88.7, 72.9, 56.3, 48.8, 23.0, 19.2 ppm.

IR (KBr): ν(H<sub>2</sub>O) 3388, ν(NH<sub>2</sub>) 3280, ν(C=O) 1710, ν(C=N) 1616, ν(N-N) 1132, ν(C-C) 771, ν(C=C, aromatic) 1554, ν(C-H, aromatic) 3044, ν(NH, hydrazide) 3150 cm<sup>-1</sup>.

FAB mas (EI-MS): m/z calcd for C<sub>19</sub>H<sub>20</sub>N<sub>3</sub>O<sub>2</sub>: 322.13 [M+H]<sup>+</sup>; found 322.15.

**2-Methyl-1-(2-methyl-2-phenyl-5-(pyridin-4-yl)-1,3,4-oxadiazol-3(2H)-yl)prop-1,2-dione.**

<sup>1</sup>H-NMR (300 MHz, CDCl<sub>3</sub>): δ = 8.71 ppm (d, 2H, CH, Ar), 7.69 ppm (d, 2H, CH, Ar), 7.61-7.58 ppm (m, 2H, CH, Ar), 7.55-7.99 ppm (m, 3H, CH, Ar), 5.77 ppm (t, 1H, CH), 5.59 ppm (t, 1H, CH), 2.32 ppm (s, 6H, CH<sub>3</sub>), 2.10 ppm (t, 3H, CH<sub>3</sub>).

<sup>13</sup>C-NMR (75 MHz, CDCl<sub>3</sub>): δ = 166.9, 155.7, 151.6, 141.1, 128.4, 122.2, 119.3, 110.4, 98.5, 89.7, 76.1, 46.8, 22.6, 19.9 ppm.

IR (KBr): ν(H<sub>2</sub>O) 3366, ν(NH<sub>2</sub>) 3255, ν(C=O) 1712, ν(C=N) 1610, ν(N-N) 1133, ν(C-C) 781, ν(C=C, aromatic) 1544, ν(C-H, aromatic) 3040, ν(NH, hydrazide) 3141 cm<sup>-1</sup>.

FAB mas (EI-MS): m/z calcd for C<sub>19</sub>H<sub>19</sub>N<sub>3</sub>O<sub>2</sub>: 321.13 [M]<sup>+</sup>; found 321.18.

**1-(5-(pyridin-4-yl)-2-m-tolyl-1,3,4-oxadiazol-3(2H)-yl)-3-(4-(trifluoromethyl)phenyl)propane-1,3-dione**

<sup>1</sup>H-NMR (300 MHz, CDCl<sub>3</sub>): δ = 8.67 ppm (d, 2H, CH, Ar), 7.69 ppm (d, 2H, CH, Ar), 7.55 ppm (d, 1H, CH), 7.62 ppm (m, 3H, CH, Ar), 7.66 (d, 1H, CH), 7.12 ppm (m, 1H, CH, Ar), 7.98 (d, 1H, CH, Ar), 7.32 (d, 1H, CH), 6.92 (m, 3H, CH, Ar), 2.40 ppm (s, 6H, CH<sub>3</sub>).

<sup>13</sup>C-NMR (100 MHz, CDCl<sub>3</sub>): δ = 166.4, 154.4, 149.3, 138.4, 131.4, 126.6, 112.3, 107.8, 78.5, 55.1, 32.2, 23.0 ppm.

IR (KBr): ν(H<sub>2</sub>O) 3336, ν(NH<sub>2</sub>) 3225, ν(C=O) 1722, ν(C=N) 1616, ν(N-N) 1122, ν(C-C) 771, ν(C=C, aromatic) 1534, ν(C-H, aromatic) 3041, ν(NH, hydrazide) 3144 cm<sup>-1</sup>.

<sup>19</sup>F-NMR (288 MHz, CDCl<sub>3</sub>): δ = -65.7 ppm (s, CF<sub>3</sub>).

FAB mas (EI-MS): m/z calcd for C<sub>25</sub>H<sub>21</sub>F<sub>3</sub>N<sub>3</sub>O<sub>2</sub>: 452.14 [M+H]<sup>+</sup>; found: 452.16.

**2-(2-methyl-2-(3-methyl-4-nitrophenyl)-5-(pyridin-4-yl)-1,3,4-oxadiazol-3(2H)-yl)-2-oxoacetaldehyde**

<sup>1</sup>H-NMR (300 MHz, CDCl<sub>3</sub>): δ = 8.66 ppm (d, 2H, CH, Ar), 8.14 ppm (d, 2H, CH, Ar), 7.11 ppm (d,

2H, CH, Ar), 7.34 ppm (d, 2H, CH, Ar), 6.98 ppm (dd, 1H, =CH), 6.33 (dd, 1H, =CH), 5.44 (dd, 1H, =CH), 2.37 ppm (s, 6H, CH<sub>3</sub>).

<sup>13</sup>C-NMR (100 MHz, CDCl<sub>3</sub>): δ = 166.8, 155.2, 149.5, 145.8, 134.8, 128.8, 119.2, 110.1, 98.8, 78.3, 54.7, 48.8, 23.0 ppm.

IR (KBr): ν(H<sub>2</sub>O) 3356, ν(NH<sub>2</sub>) 3233, ν(C=O) 1732, ν(C=N) 1633, ν(N-N) 1122, ν(C-C) 771, ν(C=C, aromatic) 1534, ν(C-H, aromatic) 3041, ν(NH, hydrazide) 3144 cm<sup>-1</sup>.

FAB mas (EI-MS): m/z calcd for C<sub>18</sub>H<sub>17</sub>N<sub>4</sub>O<sub>4</sub>: 353.10 [M+H]<sup>+</sup>; found 353.15.

**2-(2-methyl-2-(3-methyl-4-(trifluoromethyl)phenyl)-5-(pyridin-4-yl)-1,3,4-oxadiazol-3(2H)-yl)-2-oxoacetaldehyde.**

<sup>1</sup>H-NMR (300 MHz, CDCl<sub>3</sub>): δ = 8.55 ppm (d, 2H, CH, Ar), 7.72-7.44 ppm (m, 6H, CH, Ar), 7.22 ppm (dd, 1H, =CH), 6.33 ppm (dd, 1H, =CH), 5.52 ppm (dd, 1H, CH), 2.33 ppm (s, 6H, CH<sub>3</sub>).

<sup>13</sup>C-NMR (100 MHz, CDCl<sub>3</sub>): δ = 166.7, 155.2, 149.4, 141.0, 129.9, 127.3, 123.3, 122.6, 113.7, 98.3, 78.5, 56.8, 45.6, 32.8, 22.9 ppm.

<sup>19</sup>F-NMR (288 MHz, CDCl<sub>3</sub>): δ = -63.3 ppm (CF<sub>3</sub>).

IR (KBr): ν(H<sub>2</sub>O) 3356, ν(NH<sub>2</sub>) 3233, ν(C=O) 1732, ν(C=N) 1633, ν(N-N) 1122, ν(C-C) 771, ν(C=C, aromatic) 1534, ν(C-H, aromatic) 3041, ν(NH, hydrazide) 3144 cm<sup>-1</sup>.

FAB mas (EI-MS): m/z calcd for C<sub>19</sub>H<sub>17</sub>F<sub>3</sub>N<sub>3</sub>O<sub>2</sub>: 376.11 [M+H]<sup>+</sup>; found 376.16.

**2-(2-methyl-2-(3-methyl-4-(trifluoromethoxy)phenyl)-5-(pyridin-4-yl)-1,3,4-oxadiazol-3(2H)-yl)-2-oxoacetaldehyde.**

<sup>1</sup>H NMR (300 MHz, CDCl<sub>3</sub>): δ = 8.77 ppm (dd, 2H, CH, Ar), 7.62 ppm (dd, 2H, CH, Ar), 7.54 – 7.44 ppm (m, 2H, CH, Ar), 7.21 ppm (d, 2H, CH, Ar), 7.09 ppm (dd, 1H, =CH), 6.32 ppm (dd, 1H, =CH), 5.75 ppm (dd, 1H, =CH), 2.32 ppm (s, 6H, CH<sub>3</sub>).

<sup>13</sup>C-NMR (100 MHz, CDCl<sub>3</sub>): δ = 164.6, 155.1, 148.8, 136.0, 133.0, 127.3, 124.2, 122.4, 119.6, 112.4, 98.6, 88.4, 79.6, 54.6, 45.6, 31.7, 23.0 ppm.

<sup>19</sup>F-NMR (285 MHz, CDCl<sub>3</sub>): δ = -55.9 ppm (s, CF<sub>3</sub>).

IR (KBr): ν(H<sub>2</sub>O) 3355, ν(NH<sub>2</sub>) 3222, ν(C=O) 1729, ν(C=N) 1630, ν(N-N) 1133, ν(C-C) 762, ν(C=C, aromatic) 1544, ν(C-H, aromatic) 3044, ν(NH, hydrazide) 3148 cm<sup>-1</sup>.

FAB mas (EI-MS): m/z calcd for C<sub>19</sub>H<sub>17</sub>F<sub>3</sub>N<sub>3</sub>O<sub>3</sub>: 392.10 [M+H]<sup>+</sup>; found 392.14.

**2-(2-methyl-2-(2-methylpyridin-4-yl)-5-(pyridin-4-yl)-1,3,4-oxadiazol-3(2H)-yl)-2-oxoacetaldehyde.**

<sup>1</sup>H-NMR (300 MHz, CDCl<sub>3</sub>): δ = 8.77 ppm (d, 2H, CH, Ar), 8.55 ppm (d, 2H, CH, Ar), 7.66 ppm (d, 2H, CH, Ar), 7.55 ppm (d, 2H, CH, Ar), 7.18 ppm (dd, 1H, =CH), 6.44 ppm (dd, 1H, =CH), 5.88 ppm (dd, 1H, =CH), 2.34 ppm (s, 6H, CH<sub>3</sub>).

<sup>13</sup>C-NMR (100 MHz, CDCl<sub>3</sub>): δ = 168.7, 156.2, 151.4, 149.3, 145.5, 141.6, 139.6, 129.1, 119.3, 110.2, 98.4, 76.8, 56.9, 44.6, 36.6, 22.5 ppm.

IR (KBr): ν(H<sub>2</sub>O) 3352, ν(NH<sub>2</sub>) 3232, ν(C=O) 1739, ν(C=N) 1633, ν(N-N) 1122, ν(C-C) 772, ν(C=C, aromatic) 1554, ν(C-H, aromatic) 3034, ν(NH, hydrazide) 3118 cm<sup>-1</sup>.

FAB mas (EI-MS): m/z calcd for C<sub>17</sub>H<sub>17</sub>N<sub>4</sub>O<sub>2</sub>: 319.11 [M+H]<sup>+</sup>; found 319.16.

**2-(2-methyl-2-(4-methylpyridin-2-yl)-5-(pyridin-4-yl)-1,3,4-oxadiazol-3(2H)-yl)-2-oxoacetaldehyde**

<sup>1</sup>H-NMR (300 MHz, CDCl<sub>3</sub>): δ = 8.77 ppm (d, 2H, CH, Ar), 8.66 ppm (dd, 1H, CH, Ar), 7.66 ppm (dd, 1H, CH, Ar), 7.67 ppm (d, 2H, CH, Ar), 7.44 ppm (d, 1H, CH, Ar), 7.19 ppm (d, 1H, CH, Ar), 7.27 ppm (dd, 10.4 Hz, 1H, =CH), 6.33 ppm (dd, 1H, =CH), 5.88 ppm (dd, 1H, =CH), 2.36 ppm (s, 6H, CH<sub>3</sub>).

<sup>13</sup>C-NMR (100 MHz, CDCl<sub>3</sub>): δ = 166.6, 154.7, 151.5, 149.3, 145.6, 137.9, 135.4, 132.2, 126.4, 122.3, 119.6, 105.5, 102.5, 78.7, 55.7, 48.6, 31.6, 21.5 ppm.

IR (KBr): ν(H<sub>2</sub>O) 3351, ν(NH<sub>2</sub>) 3236, ν(C=O) 1733, ν(C=N) 1643, ν(N-N) 1132, ν(C-C) 792, ν(C=C, aromatic) 1564, ν(C-H, aromatic) 3055, ν(NH, hydrazide) 3122 cm<sup>-1</sup>.

FAB mas (EI-MS): m/z calcd for C<sub>17</sub>H<sub>17</sub>N<sub>4</sub>O<sub>2</sub>: 309.11 [M+H]<sup>+</sup>; found 309.17.

**2-(2-methyl-5-(pyridin-4-yl)-2-m-tolyl-1,3,4-oxadiazol-3(2H)-yl)-2-oxoacetaldehyde.**

<sup>1</sup>H-NMR (300 MHz, CDCl<sub>3</sub>): δ = 8.75 ppm (d, CH, Ar), 7.71 ppm (d, 2H, CH, Ar), 7.55 ppm (dd, 2H, CH, Ar), 7.33 ppm (m, 3H, CH, Ar), 2.73 ppm (dq, 2H, CH<sub>2</sub>), 2.31 ppm (s, 3H, CH<sub>3</sub>), 1.19 ppm (t, 6H, CH<sub>3</sub>).

<sup>13</sup>C-NMR (100 MHz, CDCl<sub>3</sub>): δ = 177.5, 155.6, 152.2, 148.8, 142.4, 139.3, 129.4, 123.6, 119.2, 104.5, 98.5, 87.5, 56.7, 44.6, 32.9, 27.7, 23.0, 8.4 ppm.

IR (KBr): ν(H<sub>2</sub>O) 3349, ν(NH<sub>2</sub>) 3230, ν(C=O) 1738, ν(C=N) 1638, ν(N-N) 1134, ν(C-C) 782, ν(C=C,

aromatic) 1566, ν(C-H, aromatic) 3052, ν(NH, hydrazide) 3133 cm<sup>-1</sup>.

FAB mas (EI-MS): m/z calcd for C<sub>18</sub>H<sub>20</sub>N<sub>3</sub>O<sub>2</sub>: 310.13 [M+H]<sup>+</sup>; found 310.17.

**Biological Activity (Anti-inflammation)**

Inflammation was induced by the sub planter injection of 0.1 ml of a 10% carrageenin aqueous suspension in the hind paw of male rats weighing 120-125g. Volume of paws was measured by mercury displacement, and edema was considered as the volume recorded at 2, 3, 4 and 5 hrs after the carrageenin injection with values obtained immediately after the injection. In each assay one of the group received only the vehicle, while the other group were dosed by gastric gavages with 56 kg of the compound being tested, or with 3.0 or 5.0 mg/kg of idomethacin. Drugs were administered in a volume of 1 ml/100g one hour before the carrageenin injection. In each experiment there were three groups of seven animals each, one served as control for the other two groups values were expressed in percent of the initial value and control value were compared with those obtained in treated rates. Some newly synthesized compounds were screened for anti-inflammatory activity. Some of them show significant anti-inflammatory activity recorded in table 1.

**Table 1: ALD 50 and Anti-Inflammatory Activity Data**

Sr. No.	Name of Compound	Approximate		Anti-inflammation activity % of inhibition
		ALD50	Dose (mg/ kg) mice P.O.	
1	2-(2-methyl-5-(pyridin-4-yl)-2-m-tolyl-1,3,4-oxadiazol-3(2H)-yl)-2-oxoacetaldehyde	>1000	202	76
2	(E)-3-fluoro-1-(2-methyl-5-(pyridin-4-yl)-2-m-tolyl-1,3,4-oxadiazol-3(2H)-yl)prop-2-en-1-one.	682	202	81
3	2-Methyl-1-(2-methyl-2-phenyl-5-(pyridin-4-yl)-1,3,4-oxadiazol-3(2H)-yl)prop-1,2-dione.	827	170	79
4	1-(5-(pyridin-4-yl)-2-m-tolyl-1,3,4-oxadiazol-3(2H)-yl)-3-(4-(trifluoromethyl)phenyl)propane-1,3-dione	683	200	81
5	2-(2-methyl-2-(3-methyl-4-nitrophenyl)-5-(pyridin-4-yl)-1,3,4-oxadiazol-3(2H)-yl)-2-oxoacetaldehyde	827	175	64
6	2-(2-methyl-2-(3-methyl-4-(trifluoromethyl)phenyl)-5-(pyridin-4-yl)-1,3,4-oxadiazol-3(2H)-yl)-2-oxoacetaldehyde.	564	114 58 31	55 49 28
7	2-(2-methyl-2-(3-methyl-4-(trifluoromethoxy)phenyl)-5-(pyridin-4-yl)-1,3,4-oxadiazol-3(2H)-yl)-2-oxoacetaldehyde.	827	167 43	41 29
8	2-(2-methyl-2-(2-methylpyridin-4-yl)-5-(pyridin-4-yl)-1,3,4-oxadiazol-3(2H)-yl)-2-oxoacetaldehyde	683	138	20
9	2-(2-methyl-2-(4-methylpyridin-2-yl)-5-(pyridin-4-yl)-1,3,4-oxadiazol-3(2H)-yl)-2-oxoacetaldehyde	827	167	50
10	2-(2-methyl-5-(pyridin-4-yl)-2-m-tolyl-1,3,4-oxadiazol-3(2H)-yl)-2-oxoacetaldehyde.	689	145	35

**Conclusion**

The newly synthesized compounds of 1,3,4-oxadiazol derivatives through the reaction between N'-(1-phenylethylidene)isonicotinohydrazide derivatives and oxoacetyl chloride. These compounds C<sub>19</sub>H<sub>20</sub>N<sub>3</sub>O<sub>2</sub>, and C<sub>25</sub>H<sub>21</sub>F<sub>3</sub>N<sub>3</sub>O<sub>2</sub> were shows best their anti-inflammation potential.

**References**

1. Harikrishna and L. K. Ravindranath, *Synthesis, characterization and biological studies of 1, 3, 4-oxadiazole derivatives*, *World journal of pharmacy and harmaceutical sciences SJIF* 2015, 4 (1) 1284-1293.
2. Musmade Deepak S., Pattan Shashikant, Manjunath S. Yalgatti; "Oxadiazole a nucleus with versatile biological behavior" *International Journal*



- of Pharmaceutical Chemistry DOI: 10.7439/ijpc 2015.
- Suman Bala, Sunil Kamboj, Anu Kajal, Vipin Saini, and Deo Nanadan Prasad; 1,3,4-Oxadiazole Derivatives: Synthesis, Characterization, Antimicrobial Potential, and Computational Studies Hindawi Publishing Corporation BioMed Research International Volume 2014, Article ID 172791, 18
  - Pratap Bhanu, Verma Swati, Vandana1, Khan Saba, Srivastava Rajnish; "Synthesis, Characterization and Anti bacterial activities of Compounds Containing Five Membered Heterocyclic Ring systems" international journal of drug discovery and herbal research 2014 4(4) 778-785.
  - Meghasam N. Narule, Mahesh K. Gaidhane, Pravin K. Gaidhane; "Synthesis, characterization, biologically and antioxidant active of some 2-substituted 3,5-dimethyl-4-ethoxy carbonyl pyrrole derivatives". Journal of Pharmacy Research 6 2013, 6 (2) 626-632,
  - Jisha Mol. V., Kamalabhai Amma V. K., Babu G. and Biju C. R.; "Synthesis, characterization and in vitro anticancer screening of novel thiazole-1,3,4-oxadiazole hybrid analogues". Journal of Chemical and Pharmaceutical Research, 2013, 5(6) 64-70.
  - Deepak Kumar Basedia, Birendra Shrivastava, B. K. Dubey, Pankaj Sharma; Synthesis, characterization and antimicrobial activity of novel substituted aryl-1,3,4-oxadiazolo-[3,2-a]-1,3,5-triazine derivatives; International Journal of Drug Delivery 2013, 5, 379-388.
  - Alex Martin, Antimicrobial Activities of 1,3,4-Oxadiazole: A Review; International Journal of Pharmaceutical and Biological Science Archive 2013, 1(1), 87-97.
  - B. Durga Prasad, R.Vasanthi, B.Chandra Kanth, D.Prabhakar and M.Ram Mohan; Synthesis, characterization and anti-inflammatory activity of isatin derivatives International Journal of Biological & Pharmaceutical Research. 2012, 3(1): 182-187.
  - V. Sumangalaa, Boja Poojarya, N. Chidananda, T. Arulmolib and Shalini Shenoyc; Synthesis, characterization, antimicrobial and antioxidant activity of some disubstituted [1,3,4]-oxadiazoles carrying 4-(methylsulfonyl/sulfinyl)benzyl moieties; Journal of Chemical and Pharmaceutical Research, 2012, 4(3):1661-1669.
  - V. Modi, P. Modi; Oxadiazole: Synthesis, characterization and biological activities; Journal of Saudi Chemical Society, 2011 16, 327-332.
  - A.H. Shridhar, J. Keshavayya, H. Joy Hoskeri and R. A. Shoukat Ali; Synthesis of Some Novel Bis 1,3,4-Oxadiazole Fused Azo Dye Derivatives as Potent Antimicrobial Agents; International Research Journal of Pure & Applied Chemistry 2011, 1(3): 119-129.
  - Rajyalakshmi Gudipati, Rama Narsimha Reddy Anreddy, Sarangapani Manda; Synthesis, characterization and anticancer activity of certain 3-{4-(5-mercapto-1,3,4-oxadiazole-2-yl)phenylimino}indolin-2-one derivatives; Saudi Pharmaceutical Journal (2011) 19, 153-158.
  - X. Song, P. Li Mingwei Li, A. Yang, Lu Yu, L.Luo, D. Hu, B. Song, Synthesis and investigation of the antibacterial activity and action mechanism of 1,3,4-oxadiazole thioether derivatives, Pesticide Biochemistry and Physiology, 2018, 147, 11-19.
  - S. Bajaj, P. Pratim Roy, J. Singh, Synthesis, Thymidine Phosphorylase inhibitory and computational study of novel 1,3,4-oxadiazole-2-thione derivatives as potential anticancer agents, Computational Biology and Chemistry, 2018, <https://www.sciencedirect.com/article/pii/S1476927118301312>
  - Arvind k. singh, R. Parthasarthy, Deepmala yadav, Vanay sahu; Synthesis & Pharmacological Evaluation of Some 1, 3, 4-Oxadiazole Derivatives; The Pharma Research Journal, 2011, 06 (1) 92-95.
  - Hemlata Kaur, Sunil Kumar, Indu Singh and Ashok Kumar; Synthesis, characterization and antibacterial activity of various substituted oxadiazolylpyrazolyl/isoxazolylcoumarin derivatives; International Journal of Pharma Sciences And Research 2010, 1 (1) 58-65.
  - M Vijey Aanandhi, Mohammed Hashim Mansoori, S Shanmugapriya, Shiny George, P Shanmugasundaram; Synthesis and in-vitro antioxidant activity of substituted Pyridinyl 1,3,4-oxadiazole derivatives; Research Journal of Pharmaceutical, Biological And Chemical Sciences 2010, 54-58.
  - R. Rakesh Somani, Prabhakar, Y. Shirodkar; Oxadiazole: A biologically important heterocycle; Der Pharma Chemica; 2009, 1 (1): 130-140.
  - C. A. Winter, E. A. Rislely, G. W. Nuss, Anti-inflammatory and antipyretic activities of indomethacin. 1-(p-chlorobenzoyl)-5-methoxy-2-methyl-indole-3-acetic acid. J. Pharmacol. Exp. Ther. 1963, 141, 369-76.
  - G. Kumar, S. Devi, D. Kumar, Synthesis of Schiff base 24-membered trivalent transition metal derivatives with their anti-inflammation and antimicrobial evaluation, Jou. of Mole. Str., 2016, 1108, 680-688.
  - F. Yu, A. Guan, M. Li, L. Hu, X. Li, Design, synthesis, and fungicidal activity of novel 1,3,4-oxadiazole derivatives, Chinese Chemical Letters, 2018, 29 (6), 915-918.
  - Y. T. Zheng, T.T. Zhang, P. Yi Wang, Z. B. Wu, L. Zhou, Yi-Qiang Ye, X. Zhou, M. He, S. Yang, Synthesis and bioactivities of novel 2-(thioether/sulfone)-5-pyrazolyl-1,3,4-oxadiazole derivatives, Chinese Chemical Letters, 2017, 28 (2), 253-256.